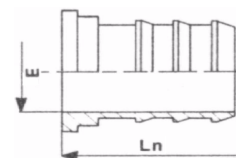


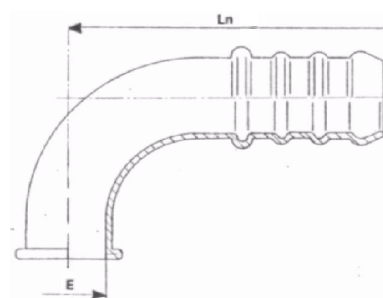
PRIKLJUČCI ZA NISKOTLAČNE GUMENE OPLETENE CIJEVI ZA PLINOVE

PRIKLJUČAK | MATERIJAL | NAPOMENA / PRIMJENA

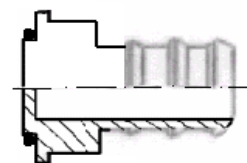
C R bm - NO	Ms	bez matice
C R 1/2" bm - NO 8 Ms		
C R 1/2" bm - NO 10 Ms		
C R 1/2" bm - NO 13 Ms		
C R 3/4" bm - NO 8 Ms		
C R 3/4" bm - NO 10 Ms		
C R 3/4" bm - NO 13 Ms		
C R 3/4" bm - NO 19 Ms		
C R 1" bm - NO 19 Ms		
C R 1" bm - NO 25 Ms		



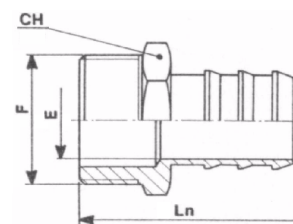
C R bm L90 NO	Ms/Ni	bez matice
C R 1/2" bm L90 NO 8 Ms/Ni		
C R 1/2" bm L90 NO 10 Ms/Ni		
C R 1/2" bm L90 NO 13 Ms/Ni		
C R 3/4" bm L90 NO 8 Ms/Ni		
C R 3/4" bm L90 NO 10 Ms/Ni		
C R 3/4" bm L90 NO 13 Ms/Ni		
C R 3/4" bm L90 NO 19 Ms/Ni		
C R 1" bm L90 NO 19 Ms/Ni		
C R 1" bm L90 NO 25 Ms/Ni		



C W bm - NO	Ms	bez matice / za plinske boce
C W bm - NO 8 Ms		



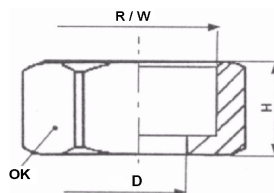
G R - NO	Ms/Ni
G R 1/2" - NO 9 Ms/Ni	
G R 1/2" - NO 13 Ms/Ni	
G R 3/4" - NO 10 Ms/Ni	
G R 3/4" - NO 13 Ms/Ni	
G R 3/4" - NO 19 Ms/Ni	
G R 1" - NO 19 Ms/Ni	
G R 1" - NO 25 Ms/Ni	



Priključak	MATICA
C R 1/2" bm NO 8, 10, 13	Matica R 1/2" (14,5x14,0) Ms/Ni
C R 1/2" bm L90 NO 13	Matica R 1/2" (16,3x14,0) Ms/Ni
C R 3/4" bm - NO 8	Matica R 3/4" (14,5x13,5) Ms/Ni
C R 3/4" bm NO 10, 13	Matica R 3/4" (19,0x14,0) Ms/Ni
C R 3/4" bm NO 19	Matica R 3/4" (21,5x16,0) Ms/Ni
C R 1" bm NO 19, 25	Matica R 1" (27,5x17,0) Ms/Ni
C W bm NO 8	Matica W 20,0Lx1/14" Ms
C W bm NO 8	Matica W 21,8Lx1/14" Ms

Ø D	H	OK
14,5	14,0	24
16,3	14,0	24
14,5	13,5	29
18,7	14,5	29
21,5	16,0	30
27,5	17,0	37
15,5	13,0	25
15,5	13,0	27

talijanske plinske boce
hrvatske plinske boce



RUČICA	Fe/Zn	za plinske boce
Ručica plosnata	Fe/Zn	



- Napomene:**
- Priključci G R1/2" - NO 9 se koriste za cijevi GC NO 8 i GC NO 10.
 - Matice za plinske boce imaju lijevi navoj.
 - Ručica omogućava da prilikom montaže priključaka na plinske boce ne dođe do uvijanja cijevi, kao i da se sa datuma na njoj utisnutoj vidi kada bi trebalo zamijeniti cijev.
 - Kod naručivanja matica sa colnim navojem treba obavezno naznačiti pored navoja i promjer rupe D i visinu matice H (pritom se pripadajući OK vidi iz gornje tablice) ili za koju nogicu su predviđene.